



**WALNUT ELEMENTARY SCHOOL
CHORUS**

**SPRING SESSION
2025**

WITH MRS. JEANETTE AIREN IMPALA

**CHORUS WEBSITE
WWW.JEANETTEAIKENSTUDIO.COM/CHORUS**

Please visit www.JeanetteAirenStudio.com/Chorus for a Spanish version of this chorus packet.
Visite www.JeanetteAirenStudio.com/Chorus para obtener una versión en español de este paquete de coros.

Chorus Instructions

Please read this before beginning your at home practicing.

Welcome to chorus with Mrs. Jeanette Airen Impala! We are going to have a lot of fun singing and making music together this school year. Included in this packet, you will find the materials for the auditions for the Seussical musical we will be performing in chorus this semester. The songs for the All District Chorus Festival and the Script for our show will be handed out after our auditions.

PRACTICING PROCEDURE

You can find our chorus songs on the chorus website, www.JeanetteAirenStudio.com/Chorus. Songs will be added and updated as our practice videos are made. When your child first begins to practice, they should *not* try the dance movements yet. Start by listening to the music while following along with the lyrics in the packet. After listening to the song a few times, your child can start to sing along with the music. When they feel comfortable singing the song they can start watching the movement videos to try the dance movements along with their singing. Some students will have speaking lines for our chorus mini-musical. They will need to memorize their lines at home.

MATERIALS

Please have your child bring their chorus audition packet to class until they receive the script packet. Then, they will only need to bring the script packet to each chorus class. The script for our show will be handed out after the auditions are complete. If you need a second copy of this packet or the script for any reason, it can be downloaded from the chorus website and you can print a new copy yourself. Students will also need to bring a pencil to write notes on their music and scripts (no pens or markers, pencils only).

CHORUS CLASS PROCEDURES

Students should arrive at the MPR on time and ready to begin chorus. (Please use the bathroom before chorus starts.) Backpacks should be left in the designated area and they should bring their chorus packet and pencil with them to their seat. When chorus is over, Mrs. Jeanette will walk the kids that attend after school care to the child care building first. Then, she will bring the rest of the kids to be picked up by a parent or guardian in front of the school. Please understand that Mrs. Jeanette also teaches lessons and classes at her studio after chorus, so she cannot stay late with children that are not picked up on time. Students that are not picked up on time will be taken to the office. If a student is not picked up on time multiple times, they may be removed from the chorus program.

PERFORMANCES

All students are invited to perform at the All District Chorus Festival at the Thousand Oaks Civic Arts Plaza. More information about the All District Chorus Festival will be sent home later. All chorus students are expected to perform in our school chorus performance (see the attached schedule for the date). If your child is not able to perform in the show, please let me know as soon as possible. They can still participate in the chorus class but I will need to adjust or change things for our performance.

SCHOOL CHORUS

Contact Me

Teacher: Mrs. Jeanette Airen Impala
(818) 799-2884
jeanetteairenstudio@gmail.com

When contacting me, please be sure to let me know your child's name and which school they attend.

Volunteers Needed

What would you like to do? Does your profession, talents or interests allow you to volunteer during chorus class or can you do something at home that might be helpful? Older siblings in Middle School and High School can also help during chorus classes and performances for community service hours. Please let me know if you are willing to offer your helpful services or talents.

Some examples of volunteer activities include: helping supervise the students during chorus rehearsals, help supervise students during chorus performances, assist in making copies and other helpful office duties, helping to create costumes and sets for our performance, running the sound or lights during our performance, etc.

All chorus volunteers must complete the fingerprinting background check for the CRPD before helping in the chorus class.

Please detach and turn into Mrs. Jeanette if you would like to volunteer.

Name of Volunteer: _____

Name of Chorus Student: _____

I am a... Parent Older Sibling Other: _____ School: _____

When can you help? (circle one) Chorus Rehearsal Performance At Home

Phone #: _____ Email: _____

What would you like to help with? _____

Walnut Chorus Schedule

Spring 2025

Date	Description	
Mon., January 27 2:50-3:35pm	1st Day of Chorus!	
Mon., February 3 2:50-3:35pm	Chorus Rehearsal	
Mon., February 10 2:50-3:35pm	Chorus Rehearsal	
Mon., February 17	NO SCHOOL – NO CHORUS	
Mon., February 24 2:50-3:35pm	Chorus Rehearsal	
Mon., March 3 2:50-3:35pm	Chorus Rehearsal	
Mon., March 10 2:50-3:35pm	Chorus Rehearsal	
Mon., March 17	NO SCHOOL – NO CHORUS	
Mon., March 24 2:50-3:35pm	Chorus Rehearsal	
Mon., March 31 2:50-3:35pm	Chorus Rehearsal	
Mon., April 7 2:50-3:35pm	Chorus Rehearsal	
Mon., April 14 2:50-3:35pm	Chorus Rehearsal	
Wed., April 16	6:00pm Chorus Concert in the MPR (Performers arrive at 5:30pm)	
Mon., April 21	SPRING BREAK – NO CHORUS	
Mon., April 28 *The rehearsal and performance takes place at the Thousand Oaks Civic Arts Plaza	ALL DISTRICT CHORUS FESTIVAL 3:15pm Rehearsal Call Time 4:55pm Pick-Up Time 6:30pm Performance Call Time 7:00pm Performance Begins 8:20pm Performance Ends	<i>More information about the festival will be sent home when it is provided by the CRPD.</i>
Mon., May 5 2:50-3:35pm	Chorus Party!	

76 Trombones



CD 18:11

32 *mf*
4 3
Sev-en - ty -

41 six trom - bones led the big pa - rade, with a hun - dred and ten cor -

46 nets close at hand. They were fol - lowed by rows and rows of the

51 fin - est vir - tu - o - sos, the cream of ev - 'ry fa - mous band.

56 Sev - en - ty - six trom - bones caught the morn - ing sun, with a hun - dred and

61 ten cor - nets right be - hind. There were more than a thou - sand

66 reeds spring - ing up like weeds. There were horns of ev - 'ry shape and

71 *mf*
kind. There were fif - ty mount - ed can - non in the bat - ter - y,

76 *cresc.*
thun - der - ing, thun - der - ing, loud - er than be - fore.

More

81 *mf* Clar - i - nets of ev - 'ry size and trum - pet - ers who'd im - pro - vise a full oc - tave *cresc.*

86 high - er than the score. Sev - en - ty - six trom - bones hit the

91 coun - ter - point, while a hun - dred and ten cor - nets blazed a - way.

96 *(shouted)* To the rhy - thm of Harch! Harch! Harch! All the kids be - gan to

100 march, and they're march - ing still _____ right to -

107 day! _____ March - ing still right to - day! _____ **2**



Pick-A-Little/ Goodnight, Ladies



CD 18:12

Words and Music by Meredith Willson

(♩ = ca. 126)

S The Ladies - all three times

1.-3. Pick a lit - tle, talk a lit - tle, pick a lit - tle, talk a lit - tle,
School Board - 2nd and 3rd times

2. Good night,
3. Fare well,

cheep, cheep, cheep, talk a lot, pick a lit - tle more.

lad - ies, _____
lad - ies, _____

Pick a lit - tle, talk a lit - tle, pick a lit - tle, talk a lit - tle,

Good night,
Fare well,

cheep, cheep, cheep, talk a lot, pick a lit - tle more.

lad - ies, _____
lad - ies, _____

Pick a lit - tle, talk a lit - tle, pick a lit - tle, talk a lit - tle,

Good night,
Fare well,

3rd time to Coda

cheep, cheep, cheep, talk a lot, pick a lit - tle more.

lad - ies, we're
lad - ies, we're

Pick a lit - tle, talk a lit - tle, pick a lit - tle, talk a lit - tle,

go - ing to leave you

1
cheep, cheep, cheep, cheep, cheep, cheep, cheep, cheep!

2
cheep, cheep, cheep, cheep, cheep, cheep, cheep, cheep!

10 now.

D.S. al Coda

Coda

Pick a lit - tle, talk a lit - tle, pick a lit - tle, talk a lit - tle,

11 go - ing to

Musical notation for measures 12 and 13. The top staff is a treble clef with a key signature of one sharp (F#) and a 2/4 time signature. The bottom staff is a bass clef. The lyrics are: "Pick a lit - tle, talk a lit - tle, pick a lit - tle, talk a lit - tle, leave you".

12 Pick a lit - tle, talk a lit - tle, pick a lit - tle, talk a lit - tle,
leave you

Musical notation for measure 13. The top staff is a treble clef with a key signature of one sharp (F#) and a 2/4 time signature. The bottom staff is a bass clef. The lyrics are: "Cheep, cheep, cheep, cheep, cheep, cheep, cheep, cheep, now.".

13 Cheep, cheep, cheep, cheep, cheep, cheep, cheep, cheep,
now.

Musical notation for measure 14. The top staff is a treble clef with a key signature of one sharp (F#) and a 2/4 time signature. The bottom staff is a bass clef. The lyrics are: "cheep, cheep, cheep, cheep, cheep, cheep, cheep, cheep,".

14 cheep, cheep, cheep, cheep, cheep, cheep, cheep, cheep,

Musical notation for measure 15. The top staff is a treble clef with a key signature of one sharp (F#) and a 2/4 time signature. The bottom staff is a bass clef. The lyrics are: "cheep, cheep, cheep, cheep, cheep, cheep, cheep, cheep, pick a lit - tle, talk a lit - tle, cheep!".

15 cheep, cheep, cheep, cheep, cheep, cheep, cheep, cheep, pick a lit - tle, talk a lit - tle, cheep!



CD 14:34

It's Possible

Music by Stephen Flaherty
Lyrics by Lynn Ahrens

This might be a pool, like I've read of in books, con-



nec-ted to one of those un-der-ground brooks! An




un-der-ground riv-er that starts here and flows right



un-der the bath-tub! And then... who knows? It's




pos-si-ble. An-y-thing's pos-si-ble! It



might go a-long down where no one can see, right



un-der State High-way Two-Hun-dred-and-Three! Right



un-der the wag-ons! Right un-der the toes of

More



Mis-sus Um-bro - so who's hang-ing out clothes! It's pos-si - ble. —



An - y - thing's pos - si - ble! — This



might be a riv - er, now might - n't it be, con -



nec - ting Mc - El - li - got's pool — with the sea! Then



may-be some fish — might be swim-ming, swim-ming toward me! —



Oh, the sea is so full — of a



num-ber of fish. If a fel-low is pa - tient, he might get his wish! And



that's why I think — that I'm not such a fool when I



sit here and fish in Mc - El - li - got's Pool. It's pos - si - ble. —



An - y - thing's pos - si - ble! — It's



pos - si - ble. — An - y - thing's pos - si - ble! —

Green Eggs and Ham



CD 14:35

Music by Stephen Flaherty
Lyrics by Lynn Ahrens

Group 2



I do not like green eggs and ham... I




do not like them Sam-I - Am... I do not like them




here or there... I do not like them an - y - where. Not



in a house. Not with a mouse. Not here or there. Not



an - y - where. I do not like green eggs and ham! I



do not like them, Sam - I - Am! Could.

Group 1



you? Would you? With a goat? Could_ you? Would you?



On a boat? Could_ you? Would you? In the rain? Could_



you? Would you? On a train? Not with a goat. Not



on a boat. Not in the rain. Not on a train. Not




in a house. Not with a mouse. Oh, no!



Not in a box. Not with a fox. Not



in a tree. You let me be! I do not like green



eggs and ham! I do not like them Sam - I - Am!

ALL DISTRICT CHORUS FESTIVAL SONGS

"The Star-Spangled Banner"

Oh, say can you see, by the dawn's early light
What so proudly we hailed at the twilight's last gleaming
Whose broad stripes and bright stars, through the perilous fight
O'er the ramparts we watched, were so gallantly streaming?
And the rocket's red glare, the bombs bursting in air
Gave proof through the night that our flag was still there.
Oh, say does that Star-Spangled Banner yet wave
O'er the land of the free and the home of the brave?

"Scales and Arpeggios"

Every truly cultured music student knows
You must learn your scales and your arpeggios.
Bring the music ringing from your chest
And not your nose
While you sing your scales and your arpeggios.

Part 1

If your faithful to your daily practicing,
You will find your progress is encouraging.
Do mi so mi do mi so mi fa la so, it goes
When you do your scales and your arpeggios.

Part 2

So mi re mi fa mi re,
Fa re do re mi re do,
Do mi so do do la la,
So la so fa mi fa mi mi.

Part 3

Do do do do so so ti,
Ti ti so so do,
So so do do so so fa fa fi
So so so so so so do.

Mi mi fa so so fa mi re do do re mi mi re re,

Part 1 & Part 2

Mi mi fa so so fa mi re do do re mi re do do.

Part 3

So do ti la so so fa so la, si la ti la la la so so so do.

Part 1

Though at first it seems as though it
doesn't show,
Like a tree, ability will bloom and grow.
If you're smart, you'll learn by heart what
every artist knows;
You must sing your scales and your arpeggios

Part 2

So mi
re me fa mi re,
Fa re do re me re do,
do mi so do
do la la,
so la so fa mi fa mi mi.

Part 3

Do do do do
so so ti,
ti ti so so do, so so
mi mi fa so
so fa mi re
mi so so so do.

If you're smart, you'll learn by heart what
every artist knows;
You must sing your scales and your
arpeggios!

Do mi so do
do la la,
Sing scales and your
arpeggios!

Every
artist knows;
Sing your scales and your
arpeggios!

"I Wanna Be Like You/Spoonful of Sugar"

Now I'm the king of the swingers,
The jungle VIP.
I've reached the top and had to stop!
And that's what's botherin' me.

I wanna be a man, man cub,
And stroll right into town.
And be just be like the other men,
I'm tired of monkeyin' around!
Oh,

Part 1

Oo be doo.
I wanna be like you, hoo hoo!
I wanna walk like you,
Talk like you,
Too, oo, oo.

You'll see it's true, oo, oo.
An ape like me, ee, ee,

Part 2

Oop dee wee!
Hop dee ooh bee doo wah!
Cheep!
Cheep!
Wee bee dee bee dee doo!

Shoo bi dee doo!
Skoo bee doo bee doo bee!

Can learn to be hu-oo-oo-man too, oo, oo.

I'll ape your mannerisms,
We'll be a set of twins.
No one will know where man-cub ends and orangutan begins.
And when I eat bananas,
I won't peel them with my feet.
'Cause I'll become a man, man cub,
And learn some "ettikeet!"

Part 1

Oh, oo be doo.
I wanna be like you, hoo, hoo!
I wanna walk like you,
Talk like you,
Too, oo, oo.
You'll see it's true, oo, oo.
An ape like me, ee, ee,

Part 2

Oop dee wee!
Hop dee ooh bee doo wah!
Cheep!
Cheep!
Wee bee dee bee dee doo!
Shoo bi dee doo!
Skoo be doo bee doo bee!

Can learn to be hu-oo-oo-man too-oo-oo.

In every job that must be done there is an element of fun;
You find the fun and snap! The job's a game.
And every task you undertake,

Becomes a piece of cake,
A lark! A spree! It's very clear to see

That a spoonful of sugar helps the medicine go down,
The medicine go down, medicine go down.
Just a spoonful of sugar helps the medicine go down
In a most delightful way.

A robin feathering his nest has very little time to rest
While gathering his bits of twine and twig.
Though quite intent in his pursuit,
He has a merry tune to toot;
He knows a song will move the job along,

For a spoonful of sugar helps the medicine go down
The medicine go down, medicine go down.
Just a spoonful of sugar helps the medicine go down
In a most delightful way.
In a most delightful way.

"Let's Go Fly A Kite"

MR. BANKS:

With tuppence for paper and strings,
You can have your own set of wings.
With your feet on the ground,
You're a bird in flight!
With your fist holding tight,
To the string of your kite!

Oh!

Let's go fly a kite
Up to the highest height.
Let's go fly a kite
And send it soaring
Up through the atmosphere,
Up where the air is clear.
Oh, let's go fly a kite!

BERT:

When you send it flying up there,
All at once your lighter than air!
You can dance on the breeze,
Over 'houses and trees!
With your fist 'olding tight,
To the string of your kite.

KIDS:

Oh!

Let's go fly a kite
Up to the highest height.
Let's go fly a kite
And send it soaring
Up through the atmosphere,
Up where the air is clear.
Oh, let's go fly a kite!
Ah!

"It's A Small World"

(Whistle)

La la la...

It's a world of laughter
A world of tears
It's a world of hopes
And a world of fears
There's so much that we share
That it's time we're aware
It's a small world after all

It's a small world after all
It's a small world after all
It's a small world after all
It's a small, small world

There is just one moon
And one golden sun
And a smile means
Friendship to ev'ryone
Though the mountains divide
And the oceans are wide
It's a small world after all

It's a small world after all
It's a small world after all
It's a small world after all
It's a small, small world

It's a small world after all
It's a small world after all
It's a small world after all
It's a small, small, small, small world